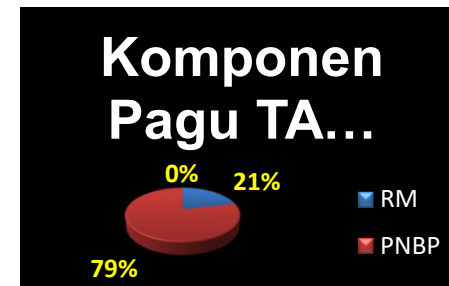
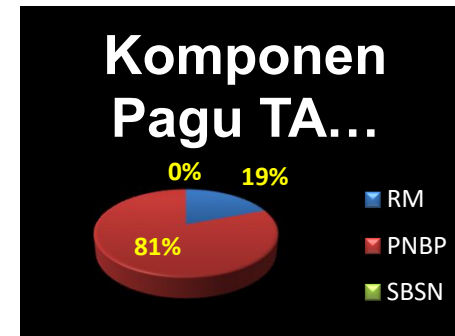


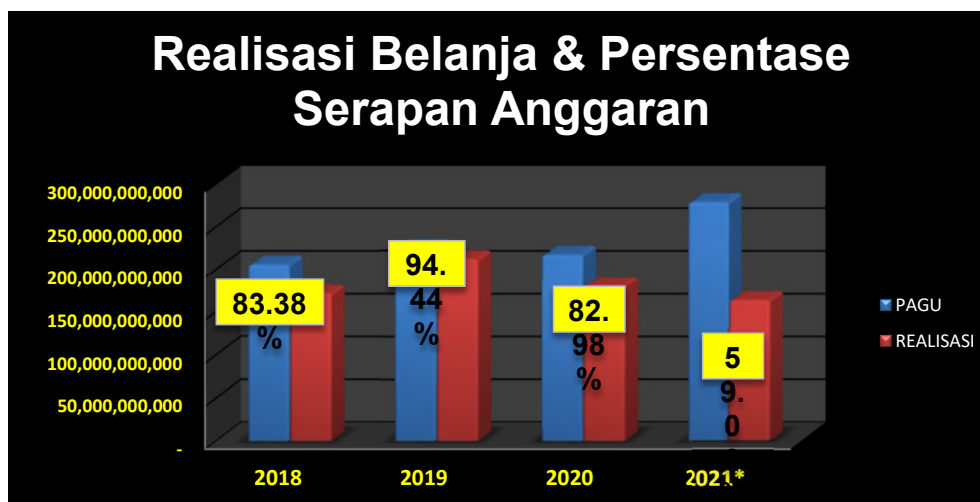
# Pagu Anggaran Berdasarkan Sumber Dana

Sumber Dana	Tahun Anggaran			
	2018	2019	2020	2021
RM	39,511,497,000	45,435,989,000	46,029,655,000	58,287,260,000
PNBP	166,301,910,000	179,105,884,000	171,116,276,000	185,912,297,000
SBSN	-	-	-	68,213,074,000
<b>Total</b>	<b>205,813,407,000</b>	<b>224,541,873,000</b>	<b>217,145,931,000</b>	<b>312,412,631,000</b>



## Realisasi Belanja & Persentase Serapan Anggaran

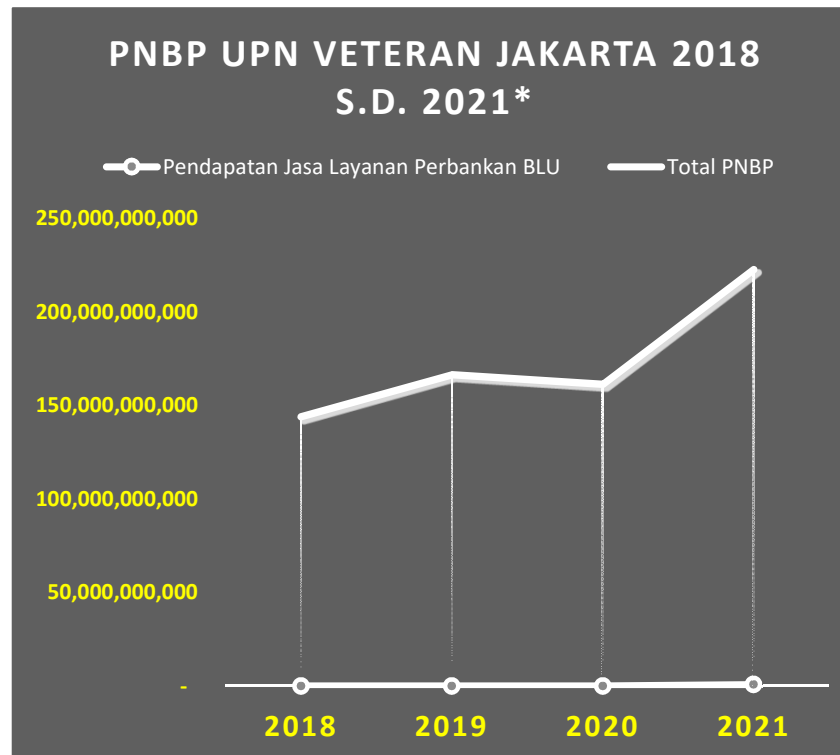
Akun Belanja	Tahun Anggaran							
	2018		2019		2020		2021	
	Pagu	Realisasi	Pagu	Realisasi	Pagu	Realisasi	Pagu	Realisasi
51 (Belanja Pegawai)	22,311,497,000	21,508,598,666	28,267,989,000	25,274,865,109	28,267,989,000	27,282,521,280	32,478,365,000	31,294,240,280
52 (Belanja Barang)	145,948,084,000	118,623,875,855	141,563,282,000	137,106,194,173	148,947,815,000	122,803,497,348	150,898,865,000	141,057,017,936
53 (Belanja Modal)	37,553,826,000	31,465,664,676	54,710,602,000	49,668,983,473	39,930,127,000	30,099,905,390	129,035,401,000	128,172,354,259
<b>Total</b>	<b>205,813,407,000</b>	<b>171,598,139,197</b>	<b>224,541,873,000</b>	<b>212,050,042,755</b>	<b>217,145,931,000</b>	<b>180,185,924,018</b>	<b>312,412,631,000</b>	<b>300,523,612,475</b>
<b>% Serapan Anggaran</b>	<b>83.38%</b>		<b>94.44%</b>		<b>82.98%</b>		<b>96.19%</b>	



# Penerimaan Negara Bukan Pajak

Sumber Dana	Tahun Anggaran			
	2018	2019	2020	2021
Pendapatan Jasa Layanan Pendidikan	143,114,287,606	165,830,105,631	160,600,050,000	220,708,749,521
Pendapatan Pemanfaatan Sewa Tanah dan Bangunan	667,230,720	130,350,720	243,990,720	-
Pendapatan Jasa Layanan Perbankan BLU				744,459,584
Pendapatan Lainnya	65,551,889	303,926,810	268,024,042	295,663,907
<b>Total</b>	<b>143,847,070,215</b>	<b>166,264,383,161</b>	<b>161,112,064,762</b>	<b>221,748,873,012</b>

Termasuk sisa pendapatan tahun lalu



**Laporan Realisasi Anggaran  
Universitas Pembangunan "Veteran" Jakarta  
Per Fakultas/Unit  
Per 31 Agustus 2019**

KODE di SISKA	No.	Fakultas/Unit	Kode Anggaran	Kode Grafik	Pagu Anggaran	Realisasi	Sisa Anggaran	%
				<b>2018</b>	<b>#####</b>	<b>171,598,139,197</b>		
BIRO AKADEMIK, KEMAHASISWAAN, PERENCANAAN DAN KERJASAMA	2	Biro Akademik, Kemahasiswaan, Perencanaan dan Kerjasama	02	2019	224,541,873,000	212,050,042,755	12,491,830,245	94.44%
SPI	3	Satuan Pengawas Internal	17	2020	217,145,931,000	180,185,924,018	36,960,006,982	82.98%
ULP	4	Unit Layanan Pengadaan	19	2021*	278,792,925,000	164,489,003,801	114,303,921,199	59.00%

83.38%

83.38%